





Sectional Doors GSW 40-L

FROM TECKENTRUP

GARAGE DOORS IN A WIDE RANGE OF DESIGNS – NUMEROUS FINISHES, SURFACES, COLOURS AND GLAZING ELEMENTS – ALSO FOR EXTREMELY WIDE DOORS

New trend colours



WE OPEN THE DOORS FOR PROGRESS



Sectional Doors GSW 40-L

THE ULTIMATE IN DESIGN, COMFORT AND
TECHNOLOGY FOR A BEAUTIFUL HOME



A Range to Meet the Highest Demands

Optionally with high-
performance springs

LARGE SELECTION, SUITABLE
FOR EVERY TYPE OF BUILDING




CarTeck sectional door type GSW 40-L.



CarTeck sectional door, comfortable operation via handheld transmitter.


CarTeck sectional doors GSW 40-L offer maximum diversity of designs and fittings – also for extremely wide door widths of up to 5.50 metres.

- **Attractive designs**
4 modern patterns for a variety of interesting design solutions.
- **Elegant surfaces**
4 stylish structures: woodgrain, stucco, micro-profiled and smooth.
- **Wide range of colours**
Many trend colours offered at favourable prices, all RAL colours and various wood designs.
- **Stylish glazing elements**
Allow light to enter your garage and express your individuality.
- **Side doors and wicket doors**
Enter your garage without opening the main door. Suitable for all styles, side doors also available as a double-leaf version.
- **Energy-saving drive technology**
Also with the high speed version "race".
- **Extensive safety and security package**
Perfect all-round protection thanks to TÜV-tested burglary protection, electronic photo cells, finger pinch protection, double tension spring technology.



CONTENTS

A Range to meet the Highest Demands	Page 3
First Class Material	Page 5
Reliable Operation	Page 6
TÜV-Tested Burglary Protection	Page 7
Integrated Safety Technology	Page 8
Space-Saving Design	Page 10
Modernizing Old Garages	Page 11
Wide Range of Designs	Page 12
Glazing Element Designs	Page 14
Double-Skinned Steel Doors	Page 16
UV-Resistant Wooden Designs	Page 24
Side Door/Wicket Door	Page 26
Sectional Door Type GSH/Solid Timber	Page 28
Matching Door Designs	Page 30
Handles, Locks	Page 31
Technical Details at a Glance	Page 32
Drive Technology/Accessories	Page 34
Door Dimensions/Installation Dimensions	Page 36
Teckentrup Quality Doors	Page 38
5-Point Guarantee	Page 39



Brand Name Quality Sectional Doors

COMFORTABLE, SAFE AND INDIVIDUAL

Meet all the safety requirements and provisions of EN 13241-1

Teckentrup garage sectional doors set new standards in many respects. From the diverse range of doors and surface designs through excellent and patented safety solutions, such as the patented finger pinch protection, to innovative fittings and intelligent drive systems.

First class materials, precise manufacturing and constant quality checks in accordance with DIN ISO 9001 guarantee maximum safety, reliability and long service life. This makes our doors a worthwhile investment for every homeowner and renovator.



MADE IN GERMANY



Our products benefit from almost 80 years of experience and successful developments. Progressive thinking and continuous optimization make Teckentrup a reliable partner for the future. Our trained and authorized dealers boast their own showrooms and provide competent advice, the best possible service and professional installation of your door – all on your doorstep.

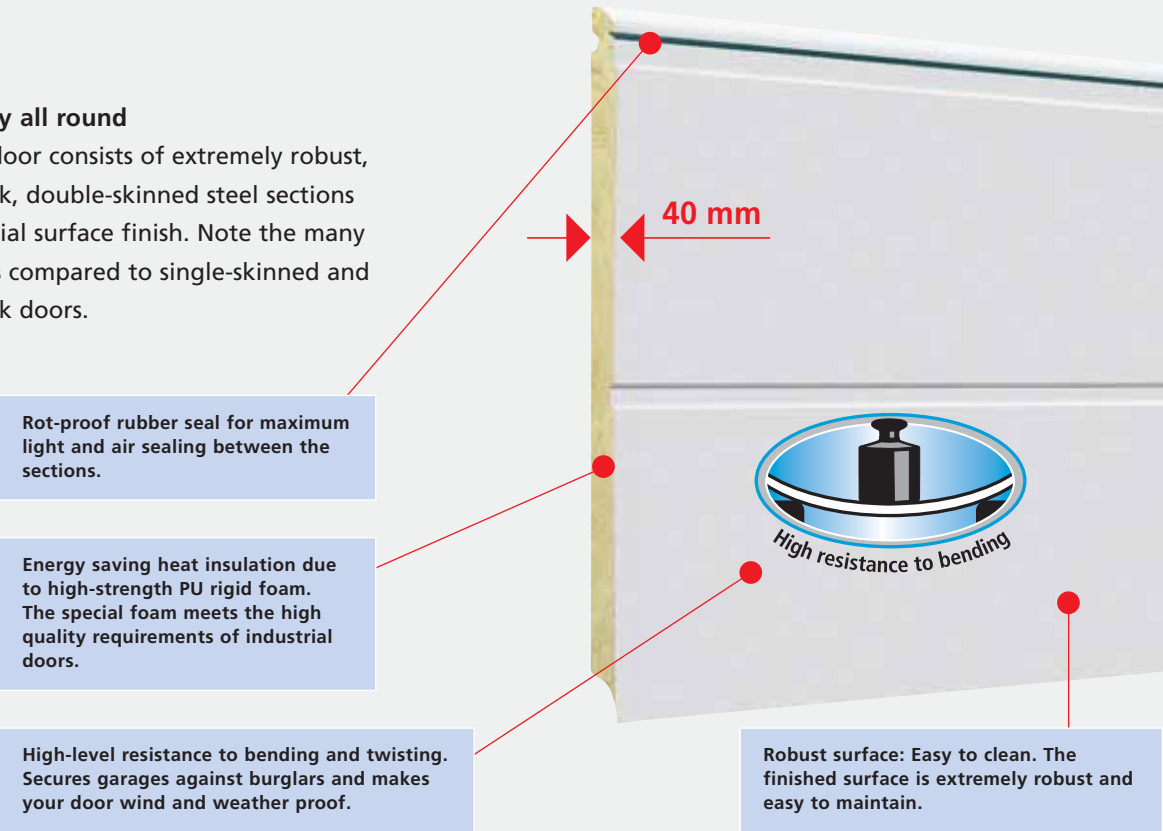
First Class Material

40 mm thick throughout – Finished surfaces. Compare them!

DURABLE AND ENERGY SAVING

TOP quality all round

Your new door consists of extremely robust, 40 mm thick, double-skinned steel sections with a special surface finish. Note the many advantages compared to single-skinned and 20 mm thick doors.



Rot-proof rubber seal for maximum light and air sealing between the sections.

Energy saving heat insulation due to high-strength PU rigid foam. The special foam meets the high quality requirements of industrial doors.

High-level resistance to bending and twisting. Secures garages against burglars and makes your door wind and weather proof.

Robust surface: Easy to clean. The finished surface is extremely robust and easy to maintain.



Extremely durable thanks to the multi-layer design

- ① High strength PU rigid foam
- ② Primer
- ③ Galvanized
- ④ High strength steel
- ⑤ Galvanized
- ⑥ Finished surface



Real heat insulation: Particularly advantageous for rooms above or next to the garage.

Performance features satisfy EN 13241-1

Heat insulation (DIN EN ISO 12428)	Door panel 40 mm: $U_D = 0.56 \text{ W/m}^2\text{k}$ Door leaf or glazing: $U_D = 0.95 \text{ W/m}^2\text{k}$ Installed door: $U_D = 1.48 \text{ W/m}^2\text{k}^*$ <small>*10 m² door surface without glazing</small>
Air permeability (DIN EN 12426)	Class 2
Resistance to wind load (DIN EN 12424)	Class 3
Resistance to water penetration (DIN EN 12425)	Class 2
Fire behaviour (DIN EN 4102)	Door leaf element material class B2 (normally inflammable)




Our guarantees: See page 39

Reliable Operation

Two important points to consider when purchasing a door!

PLEASANTLY QUIET - PERFECTLY SEALED



Low-noise operation

Robust roller retainers and door rollers made of special plastic ensure safe, low-noise operation, without juddering and clattering. For further information, see page 33.



All-round sealing
Rot-proof seals at the header and floor, on both sides and between the sections prevent heat loss and provide maximum protection against the elements. For further information, see page 33.



TÜV-Tested Burglary Protection

Protect your property!


STOPS BURGLARS IN THEIR TRACKS

Better safe than sorry with Teckentrup garage doors

Burglars will always try to enter a house via the easiest route. Garages are a favourite target. They are often used as storage space for expensive goods, such as bicycles, car accessories, garden tools, etc., or they provide a direct entry point to the house. Old doors make it very easy for thieves to break into a garage. However, the motor-driven CarTeck steel sectional doors are TÜV tested and stop burglars in their tracks.

Overview of burglary protection:

- Double-skinned, robust steel sections
- Robust steel hinges between the frame and the door leaf as well as between the sections
- Electronically monitored push-open security device
- Tamper-proof remote control



Standard TÜV-tested burglary protection for all sectional doors with CarTeck drive (without glazing, without wicket door) according to ttz test regulations.



Maximum Safety

FOR THE WHOLE FAMILY

Electronic photo cell –
accident protection you can
rely on!

Maximum protection due to additional photo cell

An optional electronic photo cell monitors the moving door. You no longer have to worry about children playing inside or in front of the garage being injured by the door.

The photo cell stops the door automatically as soon as the light beam is broken, without touching the obstacle. The photo cell is included in the drive package 30.1 "race".



When the door is closed, the photo cell transmitter and receiver are not visible and thus protected against damage. Simple clip assembly also facilitates retrofitting.

Integrated Safety Technology

PROVEN TECHNOLOGY PREVENTS INJURIES


Double safety

All Teckentrup door sizes are fitted with a fully enclosed multiple spring system. The ingenious tension spring technology and the double, concealed suspension cables on both sides prevent the door from falling down. For further information, see page 33.


Optionally integrated:



Please pay attention to the extended guarantee for high-performance springs. See "5-point guarantee" on page 39.



Conventional, exposed torsion spring shafts at the header require a lot of space and can become an eyesore after time.



The Teckentrup multiple spring system is space saving and protected by the enclosed spring duct above the runner rail.

Safe and effective guards



High operating safety due to patented finger pinch protection ...



... and lateral guards. For further information, see page 32/33.

Space-Saving Design

ADVANTAGEOUS VERTICAL OPENING



Lots of space in front of and inside the garage

A sectional door leaf glides vertically upwards under the garage ceiling. This provides you with more space than with a conventional up-and-over door. You can park right in front of the door and still open it, and the door makes full use of the space inside the garage by gliding upwards and being suspended underneath the ceiling.



Door widths of up to 5.50 metres are possible. Two cars can easily fit side by side.



Minimum headroom: 120 mm

Alternative high lift version with 240 mm header



Renovated garages often provide either none or very little headroom. A horizontal header casing compensates for the missing required headroom, thus enabling installation.



Greater space at the sides makes it easy to drive a vehicle in and out of the garage. In contrast to up-and-over doors, sectional doors provide the freedom you need.

Ideal for Modernizing Old Garages

OLD VERSUS NEW – ENERGY EFFICIENT, SAFE, COMFORTABLE, STYLISH

If your old door is past its best, replace it with a new and modern sectional door from Teckentrup. Ten outstanding advantages speak for themselves. Compare them:

Your old garage door (usually an up-and-over door)	Your new garage sectional door GSW 40-L
1. Single-skinned	Double skinned, very robust
2. No heat insulation	Heat insulation, energy saving
3. Loud, juddering operation	Low-noise operation
4. Door opens outwards	Every inch of space in front of the garage can be used
5. Takes up a lot of space inside the garage	Creates more space behind the door
6. Insufficient door clearance	Easy to drive a vehicle in and out of the garage
7. Manual operation	Comfortable automatic operation
8. Old, colourless door leaf	Attractive designs
9. Risk of injuries	Safe operation
10. Easy target for burglars	TÜV-tested burglary protection

Quick and cost-effective replacement

Replace your old garage door with a new CarTeck sectional door GSW 40-L quickly and cost effectively. Our renovation sizes are tailor-made for old garages. Authorized retailers can replace your door quickly and expertly in just one day and also dispose of your old door properly.



Trouble-free installation, even in problematic location in the soffit.



Save money with our renovation sizes

- Suitable for old garages
- No expensive bespoke solutions
- Fast delivery
- Simple installation

Choose from a Wide Range of Designs


UNLIMITED DESIGN OPTIONS – ALSO ONLINE

Teckentrup sectional doors suitable for every style

Design your new door according to your individual wishes. You have a choice of various designs and surfaces, from elegant to rustic, from ribbed to smooth, of over 200 colours, and stylish glazing elements.

Use our special service:

Use the Teckentrup garage door configurator to design a new door on your own PC in advance. The digital planner enables you to make a personal virtual selection even before you make your final decision. If you would then like to know whether the configured door suits your house or not, simply upload a photo of your house and install the selected door. Send us your enquiry and you will receive an individual offer from your local Teckentrup dealer.



Wide Variety of Surfaces

Finished surfaces now available. Compare them!

TO MATCH THE ARCHITECTURE OF YOUR HOUSE

Colours for every taste


The surface design can be easily adapted to the style of each home. CarTeck sectional doors GSW 40-L are supplied as standard in traffic white on the outside (similar to RAL 9016) and grey white on the inside (RAL 9002). Almost all RAL and NCS colours are optionally available. All surfaces have been given a finish coat.




Exclusive designs




Attractive surfaces



"Wood designs"



Many trend colours are offered at favourable prices. Please ask your authorized dealer for more details.



Modern colour tones with micaceous iron oxide particles, non high gloss.



All colour images may differ from actual product. Simply ask your authorized dealer for more details.

Glazing Element Designs

MAKE THE MOST OF DAYLIGHT

Add an individual touch

Stylish glazing elements enhance the attractiveness of your door. Glazing elements to match side doors, windows or front doors are a distinctive design feature and enhance the overall appearance of your home. They allow daylight to enter your garage, providing it with further uses, e.g. as a workshop or hobby room. The extremely scratch-resistant glazing elements are available in numerous shapes, from round windows to windows with glazing bars.



Sectional door GSW 40-L with stainless steel round glazing.



Decorative Shapes

SCRATCH – PROOF AND EASY TO CLEAN

Five attractive glazing types with white polyurethane frames. Available in "ribbed", "centre ribbed", "unribbed" and "panelled (Georgian/ Cassette)" designs


Type rectangle 1



Type rectangle 2*



Type glazed aluminium strip



Type cross mullion



Type multiple mullion



Type rhombus mullion



*not available in "panelled (Georgian/Cassette)" design

Additional glazing shapes, with a white polyurethane frame, are available in an "unribbed" design.

Type square 1



Type square 2




Type rectangle 3



Type round glazing

(also available in stainless steel)



Three glass versions: Choose from three extremely scratch-resistant glazing elements – offering attractive, scratch-resistant windows all the time.



SAN double glazing 16 mm clear



SAN double glazing 16 mm structured



SAN 16 mm satin double glazing, translucent, but opaque glass

Extremely scratch-resistant glazing

Your door is easy to maintain and clean.



CarTeck Sectional Doors "Ribbed"


- 40 MM THICK STEEL SECTIONS
- DOUBLE SKINNED, HEAT INSULATED DUE TO HIGH - STRENGTH PU RIGID FOAM CORE



Wide range of designs

Four elegant surface structures are available for the popular ribbed design: "woodgrain", "stucco", "micro-profiled" and - as an eye catching, minimalist design - "smooth".


Surfaces:




"woodgrain"



"stucco"



"micro-profiled"



"smooth"



"Ribbed" design; colour: window grey.

Stylish glazing elements

See page 15.



All the doors can be designed in a wide range of colours according to your own ideas; see page 13.



Vibrant Look

SECTIONS WITH THREE
SLENDER, EVEN RIBS



CarTeck Sectional Doors "Centre Ribbed"


- 40 MM THICK STEEL SECTIONS
- DOUBLE SKINNED, HEAT INSULATED DUE TO HIGH - STRENGTH PU RIGID FOAM CORE



"Centre ribbed" design

Clear creative designs for aesthetically pleasing solutions
 Centre ribbed design as an interesting alternative to the standard ribbed version. Minimized to just one rib per section, the door creates an impressive, visually impacting area. Choose from "woodgrain", "stucco", "microprofiled" and "smooth" surfaces.


Surfaces:




"woodgrain"



"stucco"



"micro-profiled"



"smooth"



Micro-profiled: The exclusive, lightly rippled design.

Stylish glazing elements

See page 15.



All the doors can be designed in a wide range of colours according to your own ideas; see page 13.



Modern Appearance

SECTIONS WITH JUST ONE RIB



CarTeck Sectional Doors "Unribbed"

- 40 MM THICK STEEL SECTIONS
- DOUBLE SKINNED, HEAT INSULATED DUE TO HIGH - STRENGTH PU RIGID FOAM CORE




"Unribbed" design

Impressive appearance

Unribbed sectional doors are mighty impressive due to their puristic design. The large elements have their own aesthetic appeal which lends the architecture a modern character.

The door leaf is available with a "woodgrain", "stucco", "micro-profiled" or "smooth" surface.


Surfaces:




"woodgrain"



"stucco"



"micro-profiled"



"smooth"



"Unribbed" design; colour: traffic white.

Stylish glazing elements

See page 15.



All the doors can be designed in a wide range of colours according to your own ideas; see page 13.



Elegant Puristic Design

ULTRA MODERN, IN VOGUE



Classic Panelled (Georgian/Cassette) Door

- 40 MM THICK STEEL SECTIONS
- DOUBLE SKINNED, HEAT INSULATED DUE TO HIGH - STRENGTH PU RIGID FOAM CORE




"Panelled (Georgian/Cassette)" design

Distinctive appearance

The elegant surface with the large cassette elements gives the door a high-quality, impressive appearance. The harmonious look of the doors is achieved by the evenly arranged cassettes. The elegant and extremely robust "woodgrain" surface structure is also available for doors with a "panelled (Georgian/Cassette)" design.

Surface:



"woodgrain"



With stylish cross mullion glazing.

Stylish glazing elements

See page 15.



All the doors can be designed in a wide range of colours according to your own ideas; see page 13.



Exclusive Individuality

SECTIONS WITH EVENLY
ARRANGED CASSETTES



UV-Resistant Wood Designs

- 40 MM THICK STEEL SECTIONS
- DOUBLE SKINNED, HEAT INSULATED DUE TO HIGH - STRENGTH PU RIGID FOAM CORE

"Golden Oak" surface



"Winchester" surface



"Rosewood" surface



"Dark Oak" surface



The modern steel door with a classic wood design

Teckentrup steel doors with a wood design combine the warm character of wood with the technical advantages of steel. They fit in harmoniously, e.g., with wooden architecture, but are resistant, durable, heat insulated and easy to maintain. A UV-resistant surface provides long-lasting weather protection.

The "centre ribbed" ("smooth" surface) and "panelled (Georgian/Cassette)" ("woodgrain" surface) door leaves are available in attractive "Golden Oak", "Winchester", "Rosewood" and "Dark Oak".

Stylish glazing elements

All standard glazing elements are possible with "centre ribbed" and "panelled (Georgian/Cassette)" doors; see page 15.



"Panelled (Georgian/Cassette)" design with matching side door.

Attractive Country House Style

CENTRE RIBBED AND PANELLED
(GEORGIAN/CASSETTE) SECTIONS



"Centre ribbed" design with a "Dark Oak" wood surface.

The Matching Side Door...

Also available as
a double-leaf version

INSULATED, PRACTICAL AND SAFE



All (GSW 40-L) doors can also be supplied with a matching side door.

Version:

- Door and leaf frame made of high-quality, extruded aluminium sections in the same colour as the main garage door.
- Door panels match the door.
- With 3-sided circumferential, double rebate seal.
- EPDM quality floor seal matches the door leaf.
- With plastic handle set, lock and profile cylinder.

Matching side doors available in a wide variety of colours. Also with glazing elements on request. As a further option, burglar-proof triple locking may be included.



Double seal

In addition to the circumferential seal of the door leaf, the door frame is also provided with a 3-sided seal.



Rot-proof floor seal

The floor seal made of an elastic, frost-proof EPDM rubber profile forms the base in combination with the threshold strip.



High-quality hinges

Stylish aluminium screw-on hinges with secured hinge bolts make it extremely difficult to lever open the door. The hinges can be easily adjusted.

... or Wicket Door

Now available with
extremely robust low
threshold

If there is no space for a side door, a wicket door allows you to enter the garage without having to open the main garage door.



Extremely robust low threshold (approx. 45 mm):

- with continuous floor seal which helps to protect against dirt and driving rain
- even opens onto gently sloping driveways
- application of a photo cell is also possible

Version:

- Door and leaf frame made of high-quality, extruded plain aluminium sections, E 6/EV 1.
- Door panels match the actual door.
- With 3-sided circumferential, double rebate seal.
- With aluminium handle set, lock and profile cylinder.
- With top door closer.
- Increased safety due to stylish, TÜV-tested finger pinch protection.

Wicket doors can only be used with electric drive doors and are always positioned in the middle of the main garage door. Ask your authorized dealer about door dimensions.



Garage Sectional Door Type GSH

IN SOLID TIMBER, FOR
A NATURAL LOOK AND FEEL



Untreated

High quality

Wood conveys warmth and emphasizes the natural character. We use two types of high-quality timber for our solid timber sectional doors:

- **First choice native spruce/fir**
- **North American fine grain hemlock**

Pine

The doors are factory coated with an environmentally friendly, colourless impregnating agent against fungus and wood pests. The timber is also available in shades of pine, oak, teak and walnut for added resistance to the elements and UV rays.

Oak

Various surfaces are available to suit your own personal taste and the style of your home. Whether "ribbed", "panelled (Georgian/Cassette)" or milled design pattern – the selection will meet all your design requirements.

Teak

Walnut

If you wish for a side door, it can be supplied with a solid timber door and leaf frame to match the garage door.




Individual solution

"Ribbed" design



"Unribbed" design



Individually Crafted


HIGH-QUALITY CRAFTSMANSHIP



"Panelled (Georgian/Cassette)" design



"Fishbone" design, type 1



"Fishbone" design, type 2



Harmonious Architecture

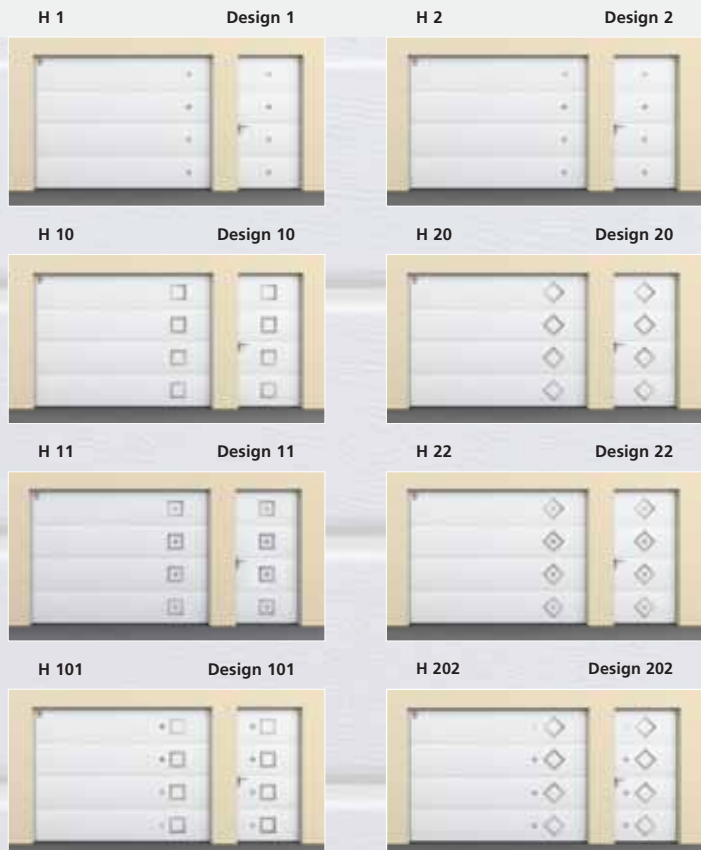
GARAGE DOORS AND SIDE DOORS WITH INDIVIDUAL DESIGNS



Matching door designs

The Teckentrup design concept allows homeowners to present their house facade in a harmonious and individual style. The garage door and side door can be harmoniously designed with stylish stainless steel appliques on the basis of a "smooth and unribbed" GSW 40 sectional door. The attractive, high-quality design patterns emphasize the architecture and enhance the whole facade with a distinctive, exclusive-looking door.

The design patterns for side doors and garage doors can be individually tailored to your requirements.



Stylish Handles

FOR MANUALLY OPERATED DOORS

Choose from a range of top-quality products

If you purchase a manually operated garage door, you will have a choice of high-quality, beautifully designed round handles made of black plastic (standard) or solid brass, or with a stainless steel look. The attractive design additionally enhances the door.



Black plastic (standard)



Solid brass



Stainless steel look (base material is brass)

Robust locking catch – secure burglary protection also for manually operated doors

On the inside of a manually operated door there is a centrally mounted lock and handle group as well as a robust, automatically locking catch. It prevents and deters uninvited guests from entering your garage.



Sophisticated Details at a Glance

PATENTED SOLUTIONS - FOR LONGEVITY


With Teckentrup garage sectional doors all the technical details are perfectly harmonized to guarantee quiet and comfortable operation and reliable safety.




Interior finger pinch protection:
Patented finger pinch protection on the inside of the door prevents injuries.
Perfectly fitting sections:
The individual sections are interconnected by low-wear galvanized steel hinges which boost door safety.



Header seal:
When closed, the door is completely sealed between the header casing and the top section.




Exterior finger pinch protection:
The patented finger pinch protection prevents dangerous narrow openings between the sections. Continuous central seals between the individual sections are designed for protection against heat loss and the wind and rain.



Side seals:
A sealing lip on both sides ensures optimum insulation and sealing.

Optionally with high-performance springs



Profiled spring duct:
The contour of the spring duct and special plastic gliders ensure smooth and quiet operation of the door.



Double protection:
The multiple spring system on both sides of the runner rail compensates the weight of the door perfectly in every situation. Furthermore, the double suspension cables on each side provide added safety. This ensures that the door leaf does not fall down and can still be opened and closed even if a cable or spring breaks.



Teckentrup PATENT



Safe, low-noise operation:
The robust side hinges with integrated finger pinch protection hold the patented eccentric roller holders. These are made of non-rub special plastic and muffle the noise of the door rollers and ensure maintenance-free roller operation.



Lateral guard:
A lateral guard prevents a hand from being accidentally caught between the frame and the runner rail.



Floor seal:
A rot-proof floor seal made of an elastic, frost-proof EPDM rubber profile helps compensate for any unevenness in the floor and protects against cold and moisture.



Frame base prevents corrosion:
A special plastic part ensures that the vertical frame does not have direct contact with the floor; the base area is thus continuously ventilated and protected against corrosion.

Modern Drive Technology...

FOR COMFORTABLE OPERATION

NEW: Now also available as a high "speed" version including photo cell



NEW

The new drive generation:

- Saves up 75% more energy than conventional drives in stand-by mode.



- Optionally with high-speed operation: 50% faster opening than with conventional drives, reliable even for continuous operation.



CarTeck drives.

The best thing that can happen to a door.

All the benefits at a glance:

- All the components are stylish and match the door.
- Tamper-proof digital remote control
- Garage lighting switched on and off automatically.
- Saves more energy in stand-by mode than conventional drives.
- Drives optionally available with photo cell.

The electric drive with remote control allows you to open and close the garage door from the comfort of your car. A big plus when it is raining, cold or dark.



Attractive accessories

NEW

IN PROVEN RADIO TECHNOLOGY

Elegant hand-held transmitters in attractive designs

With each additional button of the multi-channel remote control, other garage doors, the yard door or the lighting in the driveway can be controlled.

The standard SH2-S hand-held transmitter is supplied with the basic CarTeck drive 12.1. The black SH4-D design hand-held transmitter is included in the CarTeck drive packages 20.1, 30.1 race and 40.1.



2-channel standard handheld transmitter SH2-S

4-channel design handheld transmitter SH4-D, black

4-channel design handheld transmitter SH4-D, white

Truly stylish

In addition, there is also a white version of the SH4-D design hand-held transmitter with 4 colourful sleeves. As such, something that you carry around every day can become a fashionable chic accessory. Depending on your mood or outfit, simply slide the trendy sleeves over the transmitter and bring a colourful change into your daily routine.



Wall-mounted control accessories in indoor and outdoor areas

Biometric operation via fingerprint

The function is enabled by a programmable 4-channel handheld transmitter. Alternatively, the control can also be operated via a radio switch which is designed for visible or concealed outdoor installations. Up to a maximum of 10 fingerprints can be read and stored.



Biometric handheld transmitter (fingerprint) SH Bio



Biometric radio switch (fingerprint) TF-Bio-UP



Radio code switch TF-C
Easy operation of up to 4 doors by entering a personal combination of numbers, which prevents unauthorized opening.



Key-operated switch TS-UP
In addition to the remote control, the door can also be operated in outdoor areas via a key-operated switch.



Radio indoor switch TI-F2
Simply press the button when leaving the garage to close the door. Up to two doors can be controlled.

Installation Dimensions GSW 40-L

YOUR CARTECK SECTIONAL DOOR MADE TO MEASURE

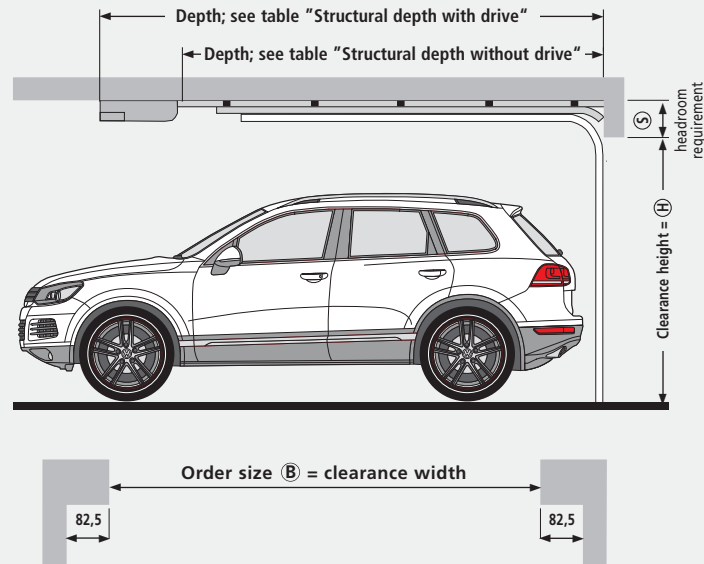
Please observe the following dimension details to ensure exact assembly and precise and reliable functioning of your CarTeck garage sectional door.

- Ⓑ Clearance width (= order size)
- Ⓗ Clearance height (= order size)

The clearance height is the distance from the upper edge of the finished floor to the lower edge of the header. Please bear in mind that this distance will be reduced if screed or asphalt is applied.

Equipment:	Ⓢ Head-room	Clearance height	
With electric drive	120 mm	Unrestricted	standard version
Manual operation	240 mm	- 25 mm	standard version
Manual operation	120 mm	- 150 mm	special version
Manual operation	120 mm	- 80 mm	special version with door stopper
Manual operation	240 mm	Unrestricted	special version with door stopper
With electric drive	240 mm	Unrestricted	special version with pack - 125 mm extended top roller retainer

- Ⓢ For very large doors, reinforced roller retainers are used to ensure continuous functioning. This means the headroom is increased by 25 mm (see labelling in the table ).



Door dimensions and structural depths with **carTeck** drive

Height in mm = Ⓗ	Width mm																Order size Ⓑ = width in mm	
	2000	2250	2375	2500	2625	2750	3000	3250	3500	3750	4000	4250	4500	4750	5000	5250		5500
3000																		4070 mm
2875																		
2750																		
2625																		
2500																		3570 mm
2375																		3320 mm
2250																		
2175																		
2125																		
2050																		
2000																		
1925																		
1875																		

Door dimensions and structural depths without **carTeck** drive

Height in mm = Ⓗ	Width mm																Order size Ⓑ = width in mm	
	2000	2250	2375	2500	2625	2750	3000	3250	3500	3750	4000	4250	4500	4750	5000	5250		5500
3000																		3645 mm
2875																		
2750																		
2625																		
2500																		3395 mm
2375																		3170 mm
2250																		3045 mm
2175																		2870 mm
2125																		
2050																		
2000																		
1925																		
1875																		


Optimized production cycles reduce delivery periods for all door types, surfaces and colours. Please ask your authorized dealer for more details.

Installation Dimensions Side Doors

SUITABLE FOR ALL DOOR TYPES

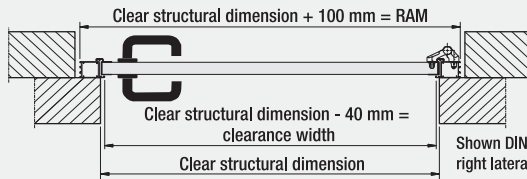
The section height and the height of the handle depend on the actual door height.

Door height	Height of the sections	*Dimensions X (handle)
2500 mm	493 mm	935 mm
2375 mm	469 mm	1140 mm
2250 mm	556 mm	1035 mm
2125 mm	523 mm	985 mm
2000 mm	493 mm	935 mm
1875 mm	469 mm	1140 mm

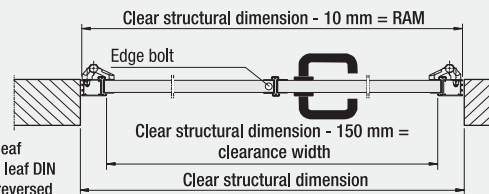
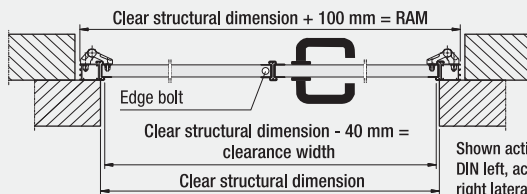
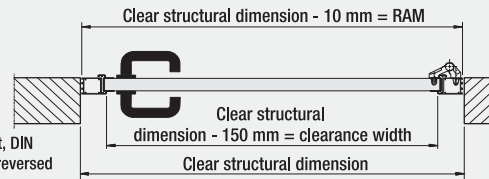


*Door handle height: value depending on system axis

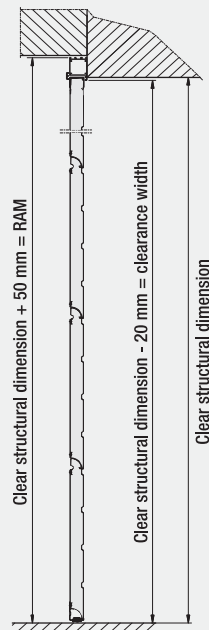
Installation behind the soffit, only inward opening



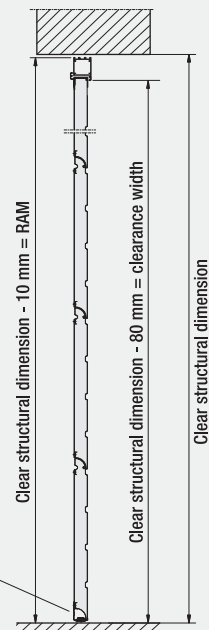
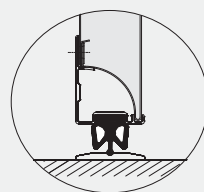
Installation within the soffit, inward or outward opening



Installation behind the soffit, only inward opening



Caution: Frame outer dimension (RAM) = order size



Installation within the soffit, inward or outward opening

Teckentrup Quality Doors

ALL-ROUND SECURITY

Teckentrup security for your whole house

Trust proven Teckentrup quality when planning your home as well as for security and multi-purpose doors. Protect your whole house with special doors for each area: against break-ins, sound, heat loss, fire and dampness. If children, cats or dogs live in your house even the doors in the living room, kitchen, etc. have to be extremely robust to ensure that renovating does not become a hobby.

Secure your home with Teckentrup multi-functional quality doors:

- Made of steel, fully galvanized, powder coated
- Extremely hard-wearing
- Easy to clean
- Extremely durable
- Attractive

Especially for garages that provide a direct entry point to the house.

Security doors

Protection against burglars. Certified in accordance with DIN ENV 1627, resistance class 2, with triple locking system. Also fire retardant and smoke-proof.

Interior doors

Made of metal, extremely robust but very homely. Available in various colours and styles, also suitable as a pin-board for magnets.



Fire protection doors

Made of steel to secure boiler rooms. Also available as a smoke-proof version.



Multi-purpose doors

Robust and heat insulating steel doors secure your home and save energy. Durable and attractive, also available with glazing elements.



WE OPEN THE DOORS FOR PROGRESS

Future-oriented new developments and continual system improvements are an inherent part of the Teckentrup corporate philosophy. Thanks to its innovative solutions and creative technology, Teckentrup is constantly setting new benchmarks in the production of doors and door systems. For example, our CarTeck range of garage doors also includes additional door systems with innovative technologies and varied styles.

Find out more and trust the expert opinion of the door specialists. Each garage door is manufactured with the greatest care on the basis of many years of industry experience. At Teckentrup everything is from just one source. We have one of the most modern production plants in Europe and with 10 locations in Germany plus partners throughout Europe and the world we are well-equipped for the future. We are flexible and customer-oriented and will satisfy your demands for individual, high-quality doors.

CarTeck garage doors: Product range overview



CarTeck GSW steel sectional door



CarTeck GSH wooden sectional door



CarTeck up-and-over door



- 1** 5-year manufacturer's guarantee on castors, hinges, springs*, cable castors and cables for normal use (opening/closing max. 5 times a day)
*10-year manufacturer's guarantee with high-performance springs
- 2** 10-year manufacturer's guarantee on the panel against rust inside or outside
- 3** 10-year manufacturer's guarantee on the steel splitting away from the foam
- 4** 10-year manufacturer's guarantee on material and manufacturing faults of all immovable frame parts, if it can be proved that they are inoperative or their use is impaired
- 5** 10-year manufacturer's guarantee on floor seals, central seals, side seals and header seal against perishing

The guarantee does not apply to doors which are subjected to extreme conditions, e.g. corrosive influences resulting from use in a coastal climate with high salt content. Please notify us immediately of faults in writing; the respective parts have to be sent to us on request. We apologize for any inconveniences this may cause. Unfortunately, we are unable to assume the cost of disassembly, assembly, freight or postage.